

~ Preview ~

Operating Budget funds

\$ raised via taxes

\$ used for cemetery
incidental maintenance

ex: grass seed, hoses,
tools, D2, wages, etc

budget line item

Perpetual Care funds

\$ in trust funds, income only

\$ used to maintain lot(s)
in perpetuity

ex: paying for mowing,
up keep of lot, also
includes flower accounts, etc.

requires working with TT

Capital Reserve funds

\$ from sale of right to inter

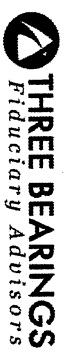
\$ used for
infrastructure

ex: tree removal,
paving, seal coating, etc

requires working with TT

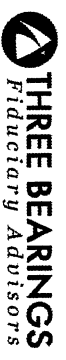
MS-9 REPORT OF THE TRUST FUNDS OF THE TOWN OF BRENTWOOD FOR THE PERIOD 01/01/2025 THRU 7/31/2025

TRUST FUNDS RESTRICTED						PRINCIPAL						INCOME				TOTAL		MARKET VALUE	
Date Created	Name of Trust Fund	Purpose of Fund	How Invested	%	Beginning Balance	Additions	Capital Gains/-Losses	With-drawals	Ending Balance	Beginning Balance	Amount	Expended During Year	Ending Balance	Principal & Income	Unrealized Gain/Loss	Ending Market Value			
Perpetual Care - Dudley Cemetery																			
1931	Daniel T. Smith	Lot Maintenance	Common TF	48.11	3,256.67	0.00	-15.67	0.00	3,241.00	2,411.69	121.56	24.94	2,508.31	5,749.31	538.57	6,287.88			
1940	Sarah M. Smith	Lot Maintenance	Common TF	51.89	3,299.35	0.00	-16.88	0.00	3,282.47	2,811.73	131.07	24.94	2,917.86	6,200.33	580.60	6,780.93			
Total Perpetual Care - Dudley Cemetery					100	6,556.02	0.00	-32.55	6,523.47	5,223.42	252.63	49.88	5,426.17	11,949.64	1,119.17	13,068.81			
Perpetual Care - Ladd Cemetery																			
1947	T. P. Barnes & Kendall	Lot Maintenance	Common TF	11.37	3,310.60	0.00	-17.18	0.00	3,293.42	2,904.31	133.33	11.44	3,026.20	6,319.62	589.83	6,909.45			
1951	Walter B. Brown	Lot Maintenance	Common TF	23.43	6,841.15	0.00	-35.43	0.00	6,805.72	5,982.36	275.11	38.44	6,219.03	13,024.75	1,218.58	14,243.33			
1953	Frank & Arabella Wood	Lot Maintenance	Common TF	15.57	4,647.86	0.00	-23.58	0.00	4,624.28	3,886.49	183.06	38.44	4,031.11	8,655.39	811.33	9,466.72			
1954	John J. Knights	Lot Maintenance	Common TF	2.66	912.75	0.00	-4.05	0.00	908.70	550.87	31.35	11.44	570.76	1,479.48	138.70	1,618.18			
1955	Forrest & Cecelia Robinson	Lot Maintenance	Common TF	4.34	1,391.42	0.00	-6.57	0.00	1,384.85	987.26	51.00	11.44	1,026.82	2,411.67	225.58	2,637.25			
1955	Stephen George	Lot Maintenance	Common TF	2.66	912.92	0.00	-4.05	0.00	908.87	551.66	31.37	11.44	571.59	1,480.46	138.80	1,619.26			
1952	Charles Smith	Lot Maintenance	Common TF	2.65	911.98	0.00	-4.03	0.00	907.95	546.97	31.24	11.44	566.77	1,474.72	138.28	1,613.00			
1952	Myrtle Lavoe Robinson	Lot Maintenance	Common TF	2.65	912.01	0.00	-4.03	0.00	907.98	547.03	31.24	11.44	566.83	1,474.81	138.30	1,613.11			
1954	Charles & Laura Smart	Lot Maintenance	Common TF	2.09	732.42	0.00	-3.18	0.00	729.24	417.23	24.62	11.44	430.41	1,159.65	108.88	1,268.53			
1954	Charles Page & Freeman Emerson	Lot Maintenance	Common TF	2.11	734.43	0.00	-3.22	0.00	731.21	427.95	24.89	11.44	441.40	1,172.61	110.08	1,282.69			
1972	Irving & Leslie Cross	Lot Maintenance	Common TF	1.63	589.77	0.00	-2.49	0.00	587.28	311.53	19.27	11.44	319.36	906.64	85.33	991.97			
1973	Fred & Minnie Rock	Lot Maintenance	Common TF	1.63	589.61	0.00	-2.49	0.00	587.12	310.74	19.26	11.44	318.56	905.68	85.23	990.91			
1973	Andrew Jackson & Lizzie (Vincen) York	Lot Maintenance	Common TF	1.01	556.78	0.00	-1.61	0.00	555.17	26.32	12.39	31.69	7.02	562.19	56.07	618.26			
1973	Rev. Hugh Macleod	Lot Maintenance	Common TF	5.82	1,778.31	0.00	-8.82	0.00	1,769.49	1,411.38	68.40	11.44	1,468.34	3,237.83	302.59	3,540.42			
1974	Bartlett & Smith (Lucinda & Theodora)	Lot Maintenance	Common TF	9.21	2,706.43	0.00	-13.92	0.00	2,692.51	2,331.08	108.05	11.44	2,427.69	5,120.20	478.04	5,598.24			
1974	R. & M. & A. Bartlett	Lot Maintenance	Common TF	9.27	2,711.98	0.00	-14.01	0.00	2,697.97	2,358.38	108.77	11.44	2,455.71	5,153.68	481.18	5,634.86			
1987	Chas Leavitt, Bill Copp, L. Lizzie York	Lot Maintenance	Common TF	1.89	872.57	0.00	-2.93	0.00	869.64	187.77	22.64	31.69	178.72	1,048.36	101.39	1,149.75			
Total Perpetual Care - Ladd Cemetery					100	31,112.99	0.00	-151.59	30,961.40	23,739.33	1,175.99	286.98	24,626.34	55,587.74	5,208.19	60,795.93			
Perpetual Care - Thyng Cemetery																			
1923	North Road	Lot Maintenance	Common TF	9.23	359.38	0.00	-1.66	0.00	357.72	241.33	12.84	11.44	242.73	600.45	56.76	657.23			
1923	North Road	Lot Maintenance	Common TF	90.77	3,241.70	0.00	-16.05	0.00	3,225.65	2,966.40	124.60	11.44	2,879.56	5,905.21	551.21	6,456.42			
Total Perpetual Care - Thyng Cemetery					100	3,601.08	0.00	-17.71	3,583.37	2,807.73	137.44	22.88	2,922.29	6,505.66	607.99	7,113.65			
Perpetual Care - Tuck Cemetery																			
1930	Israel Tuck	Lot Maintenance	Common TF	100.00	1,576.19	0.00	-6.93	0.00	1,569.26	931.38	53.76	11.44	973.70	2,542.96	237.84	2,780.80			
Total Perpetual Care - Tuck Cemetery					100	1,576.19	0.00	-6.93	1,569.26	931.38	53.76	11.44	973.70	2,542.96	237.84	2,780.80			



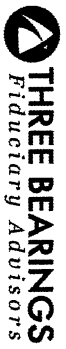
MS-9 REPORT OF THE TRUST FUNDS OF THE TOWN OF BRENTWOOD FOR THE PERIOD 01/01/2025 THRU 7/31/2025

TRUST FUNDS RESTRICTED				PRINCIPAL				INCOME				TOTAL		MARKET VALUE		
Date Created	Name of Trust Fund	Purpose of Fund	How Invested	%	Beginning Balance	Additions	Capital Gains/Losses	Withdrawals	Ending Balance	Beginning Balance	Amount	Expended During Year	Ending Balance	Principal & Income	Unrealized Gain/Loss	Ending Market Value
Perpetual Care - Tony Cemetery																
1911	Emily A. Robinson	Lot Maintenance	Common TF	0.96	1,572.96	0.00	-6.95	0.00	1,566.01	940.80	53.88	11.44	983.24	2,549.25	238.42	2,787.67
1915	John & Mary Hook	Lot Maintenance	Common TF	0.92	1,555.42	0.00	-6.66	0.00	1,548.76	854.99	51.67	11.44	895.22	2,443.98	228.60	2,672.58
1917	Mary A. Jewell	Lot Maintenance	Common TF	0.92	1,557.10	0.00	-6.89	0.00	1,550.41	863.27	51.89	11.44	903.72	2,454.13	229.53	2,683.66
1917	Martha J. Dudley	Lot Maintenance	Common TF	0.77	1,519.92	0.00	-5.60	0.00	1,514.32	508.74	43.43	31.69	520.48	2,034.80	193.34	2,228.14
1918	Mary O. Smith (Sanborn)	Lot Maintenance	Common TF	2.01	3,178.61	0.00	-14.58	0.00	3,164.03	2,095.93	113.11	31.69	2,178.35	5,342.38	501.61	5,843.99
1920	William T. Bean	Lot Maintenance	Common TF	0.92	1,553.50	0.00	-6.63	0.00	1,546.87	845.86	51.44	11.44	885.86	2,432.73	227.55	2,660.28
1922	Calla Dame Houle	Lot Maintenance	Common TF	4.07	5,447.97	0.00	-29.36	0.00	5,418.61	5,177.64	227.97	31.69	5,373.92	10,792.53	1,009.58	11,802.11
1922	Justus T. Bean	Lot Maintenance	Common TF	0.77	1,517.47	0.00	-5.61	0.00	1,511.86	513.83	43.50	31.69	525.64	2,037.50	193.56	2,231.06
1924	Isabella A. Fuller	Lot Maintenance	Common TF	0.98	1,574.76	0.00	-7.06	0.00	1,567.70	981.66	54.80	11.44	1,025.02	2,592.72	242.48	2,835.20
1924	Sylvester O. Pevear	Lot Maintenance	Common TF	0.89	1,555.44	0.00	-6.46	0.00	1,548.98	783.02	50.08	31.69	801.41	2,350.39	222.74	2,573.13
1924	Herman Veasey	Lot Maintenance	Common TF	0.93	1,558.31	0.00	-6.71	0.00	1,551.60	869.30	52.05	11.44	909.91	2,461.51	230.22	2,691.73
1925	Everett A. Morse	Lot Maintenance	Common TF	0.77	1,519.51	0.00	-5.60	0.00	1,513.91	506.60	43.38	31.69	518.29	2,032.20	193.07	2,225.27
1925	Albert H. Caverly	Lot Maintenance	Common TF	0.92	1,555.35	0.00	-6.66	0.00	1,548.69	854.70	51.67	11.44	894.93	2,443.62	228.57	2,672.19
1926	Warren Robinson	Lot Maintenance	Common TF	0.92	1,556.20	0.00	-6.68	0.00	1,549.52	859.01	51.79	11.44	899.36	2,448.88	229.04	2,677.92
1927	Charles E. Robinson	Lot Maintenance	Common TF	0.72	1,261.48	0.00	-5.24	0.00	1,256.24	631.51	40.58	11.44	660.65	1,916.89	179.47	2,096.36
1928	William Morrill & Ella Brown	Lot Maintenance	Common TF	1.97	3,160.46	0.00	-14.29	0.00	3,146.17	2,008.29	110.82	31.69	2,087.42	5,233.59	491.47	5,725.06
1928	Katharine Gifford (Orne)	Lot Maintenance	Common TF	0.95	1,566.96	0.00	-6.85	0.00	1,560.11	911.61	53.14	11.44	953.31	2,513.42	235.07	2,748.49
1928	Byron Prescott	Lot Maintenance	Common TF	0.95	1,569.30	0.00	-6.89	0.00	1,562.41	922.89	53.43	11.44	964.88	2,527.29	236.36	2,763.65
1928	Mary Ann Morrill	Lot Maintenance	Common TF	0.99	1,584.29	0.00	-7.13	0.00	1,577.16	996.03	55.32	11.44	1,039.91	2,617.07	244.75	2,861.82
1929	Samuel Morrill	Lot Maintenance	Common TF	0.90	1,561.90	0.00	-6.56	0.00	1,555.34	814.71	50.92	31.69	833.94	2,389.28	226.34	2,615.62
1929	W.M. & Lydia Morrill	Lot Maintenance	Common TF	0.98	1,577.75	0.00	-7.11	0.00	1,570.64	996.41	55.19	11.44	1,040.16	2,610.80	244.14	2,854.94
1929	Charles O. Swain	Lot Maintenance	Common TF	0.93	1,558.80	0.00	-6.72	0.00	1,552.08	871.56	52.09	11.44	912.21	2,464.29	230.50	2,694.79
1930	John H. Carr	Lot Maintenance	Common TF	0.72	1,260.64	0.00	-5.22	0.00	1,255.42	627.50	40.47	11.44	656.53	1,911.95	179.02	2,090.97
1930	William L. Graves	Lot Maintenance	Common TF	1.90	3,140.10	0.00	-13.79	0.00	3,126.31	1,849.41	106.97	38.44	1,917.94	5,044.25	474.76	5,519.03
1930	Samuel S. Dudley	Lot Maintenance	Common TF	2.03	3,187.28	0.00	-14.71	0.00	3,172.57	2,137.78	114.18	31.69	2,220.27	5,592.84	506.30	5,899.14
1930	Nellis Pevear	Lot Maintenance	Common TF	1.07	1,619.38	0.00	-7.70	0.00	1,611.68	1,167.67	59.74	11.44	1,215.97	2,827.65	264.36	3,092.03
1930	Washington M. Veazey	Lot Maintenance	Common TF	3.33	4,643.27	0.00	-24.00	0.00	4,619.27	4,039.52	186.28	11.44	4,214.36	8,833.63	824.17	9,657.80
1930	Minnie J. Walsh	Lot Maintenance	Common TF	0.95	1,560.51	0.00	-6.83	0.00	1,553.68	912.18	52.99	11.44	953.73	2,507.41	234.52	2,741.93
1934	Mary A. C. Bean (Towle)	Lot Maintenance	Common TF	0.54	903.51	0.00	-3.94	0.00	899.57	519.96	30.49	11.44	539.01	1,438.58	134.88	1,573.46
1936	Mary E. Weeks (Sinclair)	Lot Maintenance	Common TF	3.17	4,597.02	0.00	-22.92	0.00	4,574.10	3,696.68	177.88	38.44	3,836.12	8,410.22	788.48	9,198.70
1937	Clarence Pike	Lot Maintenance	Common TF	1.82	2,639.42	0.00	-13.12	0.00	2,626.30	2,109.77	101.88	11.44	2,200.21	4,826.51	450.66	5,277.17
1937	Thomas Fortler	Lot Maintenance	Common TF	2.05	3,207.36	0.00	-14.82	0.00	3,192.54	2,158.47	115.05	31.69	2,241.83	5,343.37	510.18	5,944.55
1939	Aaron Ellis	Lot Maintenance	Common TF	0.93	1,559.21	0.00	-6.73	0.00	1,552.48	873.52	52.16	11.44	914.24	2,466.72	230.71	2,697.43
1940	Glyceart & Hooke	Lot Maintenance	Common TF	0.93	1,557.48	0.00	-6.70	0.00	1,550.78	885.10	51.95	11.44	905.61	2,456.39	229.75	2,686.14
1940	Nellie A. Lake	Lot Maintenance	Common TF	0.93	1,561.37	0.00	-6.76	0.00	1,554.61	884.18	52.43	11.44	925.17	2,473.78	231.93	2,711.71



MS-9 REPORT OF THE TRUST FUNDS OF THE TOWN OF BRENTWOOD FOR THE PERIOD 01/01/2025 THRU 7/31/2025

TRUST FUNDS RESTRICTED					PRINCIPAL					INCOME					TOTAL	MARKET VALUE	
Date Created	Name of Trust Fund	Purpose of Fund	How Invested	%	Beginning Balance	Additions	Capital Gains/Losses	Withdrawals	Ending Balance	Beginning Balance	Amount	Expended During Year	Ending Balance	Principal & Income	Unrealized Gain/Loss	Ending Market Value	
Perpetual Care - Tony Cemetery																	
1940	Clarence G. Rowe	Lot Maintenance	Common TF	0.93	1,560.09	0.00	-6.74	0.00	1,553.35	877.85	52.26	11.44	918.67	2,472.02	231.20	2,703.22	
1941	Frederick Styles	Lot Maintenance	Common TF	2.03	3,159.41	0.00	-14.66	0.00	3,144.75	2,144.88	113.79	11.44	2,247.23	5,391.98	503.37	5,895.35	
1944	Rufus E. Graves	Lot Maintenance	Common TF	6.04	8,434.10	0.00	-43.59	0.00	8,390.51	7,340.64	338.44	38.44	7,640.64	16,031.15	1,498.83	17,529.98	
1944	Prescott (Mary) & Snyder (Charles)	Lot Maintenance	Common TF	0.77	1,518.69	0.00	-5.63	0.00	1,513.06	519.67	43.64	31.69	531.62	2,044.68	194.22	2,238.90	
1944	Charles B. Snyder	Lot Maintenance	Common TF	0.93	1,557.35	0.00	-6.70	0.00	1,550.65	864.47	51.92	11.44	904.95	2,455.60	229.70	2,685.30	
1944	Charles Reid	Lot Maintenance	Common TF	0.72	1,262.08	0.00	-5.25	0.00	1,256.83	634.50	40.63	11.44	663.69	1,920.52	179.82	2,100.34	
1945	Charles Flanders	Lot Maintenance	Common TF	3.29	4,760.41	0.00	-23.47	0.00	4,736.94	3,731.13	182.15	31.69	3,881.59	8,618.53	806.95	9,425.48	
1945	John & Byron Smith	Lot Maintenance	Common TF	3.70	5,316.92	0.00	-26.70	0.00	5,290.22	4,347.22	207.29	38.44	4,516.07	9,806.29	918.64	10,724.93	
1945	Byron P. Snyder	Lot Maintenance	Common TF	1.03	1,599.70	0.00	-7.47	0.00	1,592.23	1,103.71	57.96	11.44	1,150.23	2,742.46	256.44	2,998.90	
1948	Benjamin F. Robinson	Lot Maintenance	Common TF	0.77	1,521.73	0.00	-5.63	0.00	1,516.10	517.48	43.67	31.69	529.46	2,045.56	194.31	2,239.87	
1949	Edward L. Thomas	Lot Maintenance	Common TF	0.82	1,538.30	0.00	-6.00	0.00	1,532.30	632.46	46.51	24.94	654.03	2,186.33	206.48	2,392.81	
1951	E. Smith & L. A. Ferrin	Lot Maintenance	Common TF	0.85	1,526.95	0.00	-6.13	0.00	1,520.82	691.42	47.55	11.44	727.53	2,248.35	210.37	2,458.72	
1952	Robert Rowe	Lot Maintenance	Common TF	2.28	3,253.08	0.00	-16.26	0.00	3,236.82	2,632.49	126.25	11.44	2,747.30	5,994.12	558.57	6,552.69	
1953	Prescott (Sergio) & Miller (M.A. Fainle)	Lot Maintenance	Common TF	1.24	1,838.01	0.00	-8.98	0.00	1,829.03	1,410.27	69.65	11.44	1,469.48	3,297.51	308.16	3,605.67	
1953	Freeman F. Smith	Lot Maintenance	Common TF	0.54	903.27	0.00	-3.93	0.00	899.34	518.99	30.45	11.44	538.00	1,437.34	134.79	1,572.13	
1953	Winifred E. Varnay	Lot Maintenance	Common TF	0.54	904.00	0.00	-3.94	0.00	900.06	522.25	30.54	11.44	541.35	1,441.41	135.16	1,576.57	
1953	E. Hale Flanders	Lot Maintenance	Common TF	0.43	735.19	0.00	-3.15	0.00	732.04	402.71	24.37	11.44	415.64	1,147.68	107.76	1,255.44	
1955	William Nixon	Lot Maintenance	Common TF	1.26	1,834.84	0.00	-9.11	0.00	1,825.73	1,462.82	70.73	11.44	1,522.11	3,347.84	312.82	3,660.66	
1955	Lucien Smith	Lot Maintenance	Common TF	1.27	1,851.64	0.00	-9.19	0.00	1,842.45	1,473.22	71.31	11.44	1,533.09	3,375.54	315.42	3,690.96	
1957	John H. Marden	Lot Maintenance	Common TF	0.54	901.08	0.00	-3.91	0.00	897.17	513.60	30.30	11.44	532.46	1,429.63	134.06	1,563.69	
1957	Harrnet & Dorra Quinn	Lot Maintenance	Common TF	3.13	4,364.88	0.00	-22.59	0.00	4,342.29	3,807.40	175.35	11.44	3,971.31	8,313.60	775.67	9,089.27	
1957	Melvin L. Thurston	Lot Maintenance	Common TF	0.54	903.86	0.00	-3.94	0.00	899.92	521.64	30.54	11.44	540.74	1,440.66	135.09	1,575.75	
1957	Walker Robinson	Lot Maintenance	Common TF	0.57	910.96	0.00	-4.14	0.00	906.82	588.43	32.12	11.44	609.11	1,515.93	142.10	1,658.03	
1959	Delbert & Lillian Greenleaf	Lot Maintenance	Common TF	0.94	1,446.02	0.00	-6.82	0.00	1,439.20	1,020.87	52.89	11.44	1,062.32	2,501.52	233.97	2,735.49	
1960	Sansorn (Mary) & Bartlett (Geo) Lot	Lot Maintenance	Common TF	0.93	1,397.70	0.00	-6.73	0.00	1,390.97	1,038.06	52.22	11.44	1,078.84	2,489.81	231.03	2,720.84	
1961	Royal & Lillie Smith	Lot Maintenance	Common TF	1.27	1,852.00	0.00	-9.19	0.00	1,842.81	1,475.09	71.34	11.44	1,534.99	3,377.80	315.65	3,693.45	
1962	Leonard & Eva Knight	Lot Maintenance	Common TF	0.54	904.00	0.00	-3.94	0.00	900.06	522.27	30.54	11.44	541.37	1,441.43	135.16	1,576.59	
1966	Fuller & Bradsher	Lot Maintenance	Common TF	0.54	889.84	0.00	-3.94	0.00	885.90	535.35	30.54	11.44	554.45	1,440.35	135.06	1,575.41	
1967	Leslie Price	Lot Maintenance	Common TF	0.35	587.74	0.00	-2.57	0.00	585.17	343.02	19.92	11.44	351.50	936.67	88.13	1,024.80	
1968	John A. & E. P. Block	Lot Maintenance	Common TF	0.33	584.61	0.00	-2.42	0.00	582.19	292.83	18.77	11.44	300.16	882.35	83.05	965.40	
1968	Milton Smith	Lot Maintenance	Common TF	0.53	888.13	0.00	-3.83	0.00	884.30	494.91	29.64	11.44	513.11	1,397.41	131.05	1,528.46	
1968	Frank E. Taylor	Lot Maintenance	Common TF	0.75	1,161.75	0.00	-5.43	0.00	1,156.32	802.14	42.09	11.44	832.79	1,989.11	186.19	2,175.30	
1968	Bartlett (Frank) & Brown (Isabelle)	Lot Maintenance	Common TF	0.33	584.66	0.00	-2.44	0.00	582.22	296.12	18.85	11.44	303.53	885.75	83.36	969.11	



MS-9 REPORT OF THE TRUST FUNDS OF THE TOWN OF BRENTWOOD FOR THE PERIOD 01/01/2025 THRU 7/31/2025

TRUST FUNDS RESTRICTED				PRINCIPAL				INCOME				TOTAL	MARKET VALUE			
Date Cre-ated	Name of Trust Fund	Purpose of Fund	How Invested	%	Beginning Balance	Additions	Capital Gains/-Losses	With-drawals	Ending Balance	Beginning Balance	Amount	Expended During Year	Ending Balance	Principal & Income	Unrealized Gain/Loss	Ending Market Value
Cemetery																
Perpetual Care - Tony Cemetery																
1968	Howard Steeves	Lot Maintenance	Common TF	0.33	564.63	0.00	-2.44	0.00	562.19	296.00	18.84	11.44	303.40	865.59	83.35	968.94
1968	J. E. Tuck & M. Sanborn	Lot Maintenance	Common TF	0.56	906.94	0.00	-4.08	0.00	902.86	566.73	31.62	11.44	588.91	1,491.77	139.85	1,631.62
1968	Fred Rand	Lot Maintenance	Common TF	0.33	564.59	0.00	-2.42	0.00	562.17	292.71	18.77	11.44	300.04	882.21	83.05	965.26
1969	George & Mary Wissen	Lot Maintenance	Common TF	0.42	723.56	0.00	-3.06	0.00	720.50	366.18	23.76	11.44	398.50	1,119.00	105.10	1,224.10
1969	Robert E. Bailey	Lot Maintenance	Common TF	0.33	563.84	0.00	-2.42	0.00	561.42	292.48	18.75	11.44	299.79	881.21	82.93	964.14
1970	Frank H. Rowell & C. Sherman Smith	Lot Maintenance	Common TF	0.33	563.81	0.00	-2.42	0.00	561.39	292.38	18.75	11.44	299.69	881.08	82.92	964.00
1971	Ezra B. Pike	Lot Maintenance	Common TF	0.33	563.82	0.00	-2.42	0.00	561.40	292.39	18.75	11.44	299.70	881.10	82.92	964.02
1973	Dana & Helena Moreland & Muriel & Ralph Littlefield	Lot Maintenance	Common TF	0.71	1,155.63	0.00	-5.15	0.00	1,150.48	707.94	39.94	11.44	736.44	1,886.92	176.69	2,063.61
1974	Lester & Katherine Savage	Lot Maintenance	Common TF	0.64	1,036.49	0.00	-4.67	0.00	1,031.82	651.57	36.17	11.44	676.30	1,708.12	160.01	1,868.13
1974	Melvin F. Copp	Lot Maintenance	Common TF	0.30	525.73	0.00	-2.22	0.00	523.51	278.71	17.20	11.44	284.47	807.98	76.12	884.10
1974	Burdleigh & Brackett	Lot Maintenance	Common TF	0.47	772.44	0.00	-3.43	0.00	769.01	469.53	26.60	11.44	484.69	1,253.70	117.66	1,371.36
1975	John F. Swasey	Lot Maintenance	Common TF	1.99	2,853.60	0.00	-14.35	0.00	2,839.25	2,338.35	111.37	11.44	2,438.28	5,277.53	492.72	5,770.25
1975	William I. Rhodes	Lot Maintenance	Common TF	0.65	1,037.89	0.00	-4.69	0.00	1,033.20	656.58	36.34	11.44	683.48	1,716.68	160.80	1,877.48
1975	Lloyd Tibbatts	Lot Maintenance	Common TF	0.67	1,041.14	0.00	-4.83	0.00	1,036.31	706.48	37.44	11.44	732.48	1,768.79	165.69	1,934.48
1977	Herman & Carmella Loffler	Lot Maintenance	Common TF	0.33	566.76	0.00	-2.35	0.00	564.41	285.74	18.25	11.44	292.55	856.96	80.68	937.64
1977	Eaton, Colosi & Demerit	Lot Maintenance	Common TF	1.86	2,644.32	0.00	-13.45	0.00	2,630.87	2,224.03	104.43	11.44	2,317.02	4,947.89	461.99	5,409.88
1979	Jon R. Olson	Lot Maintenance	Common TF	0.21	366.89	0.00	-1.51	0.00	365.38	181.77	11.73	11.44	182.06	547.44	51.81	599.25
1980	Roslene Buckley (Johnson)	Lot Maintenance	Common TF	0.21	366.89	0.00	-1.51	0.00	365.38	181.77	11.73	11.44	182.06	547.44	51.81	599.25
1982	Robert C. Leonard	Lot Maintenance	Common TF	0.23	370.11	0.00	-1.65	0.00	368.46	229.65	12.81	11.44	231.02	599.48	56.68	656.16
1985	Yeany, Dowd & Curtis	Lot Maintenance	Common TF	0.44	720.44	0.00	-3.17	0.00	717.27	425.11	24.52	11.44	438.19	1,155.46	108.50	1,263.96
1986	Wendell	Lot Maintenance	Common TF	0.42	719.32	0.00	-3.05	0.00	716.27	387.41	23.69	11.44	399.66	1,115.93	104.83	1,220.76
1986	Cogger	Lot Maintenance	Common TF	0.42	718.50	0.00	-3.04	0.00	715.46	383.57	23.59	11.44	395.72	1,111.18	104.37	1,215.55
1989	Norman Garside Sr.	Lot Maintenance	Common TF	0.40	657.59	0.00	-2.87	0.00	654.72	382.73	22.26	11.44	393.55	1,048.27	98.52	1,146.79
1989	Walter Jones	Lot Maintenance	Common TF	0.51	825.73	0.00	-3.69	0.00	822.04	511.71	28.64	11.44	528.91	1,350.95	126.72	1,477.67
1990	John M. Gaynor	Lot Maintenance	Common TF	0.70	1,110.71	0.00	-5.10	0.00	1,105.61	735.39	39.57	11.44	763.52	1,869.13	174.99	2,044.12
Total Perpetual Care - Tony Cemetery				100	156,994.37	0.00	-733.69	0.00	156,270.68	104,891.92	5,614.36	1,448.67	109,197.61	265,328.29	24,859.48	290,187.77
Total Cemetery				100	199,840.65	0.00	-932.47	0.00	198,908.18	137,593.78	7,234.18	1,821.85	143,006.11	341,914.29	32,032.67	373,946.96
Cemetery Maintenance																
2013	Tony Cemetery (Ethel M. Lyford Bequest) Pre-2009 Area Only	Tony Cemetery Mhnc	Common TF	86.19	27,460.71	0.00	-84.61	0.00	27,376.10	3,180.66	657.74	0.00	3,838.40	31,214.50	2,909.29	34,123.79
1896	Shepard Cemetery Trust Fund	Cemetery Maintenance	Common TF	13.81	3,254.63	0.00	-14.01	0.00	3,240.62	1,816.71	107.99	163.43	1,761.27	5,001.89	477.75	5,479.64



MS-9 REPORT OF THE TRUST FUNDS OF THE TOWN OF BRENTWOOD FOR THE PERIOD 01/01/2025 THRU 7/31/2025

EXPENDABLE TRUST FUNDS				PRINCIPAL				INCOME				TOTAL	MARKET VALUE			
Date Cre-ated	Name of Trust Fund	Purpose of Fund	How Invested	%	Beginning Balance	Additions	Capital Gains/-Losses	With-drawals	Ending Balance	Beginning Balance	Amount	Expended During Year	Ending Balance	Principal & Income	Unrealized Gain/Loss	Ending Market Value

Cemetery Maintenance

1991	General Cemetery Maintenance Fund	Cemetery Maintenance	Common CRF	100.00	14,086.26	2,000.00	-127.86	0.00	15,958.40	1,184.10	305.88	0.00	1,489.98	17,448.38	1,500.10	18,948.48	
Total Cemetery Maintenance					100	14,086.26	2,000.00	-127.86	0.00	15,958.40	1,184.10	305.88	0.00	1,489.98	17,448.38	1,500.10	18,948.48

TOWN

2006	Forestry Program	Forestry Program	Common CRF	26.65	5,836.43	0.00	-56.08	0.00	5,780.35	1,259.94	133.72	0.00	1,393.66	7,174.01	642.61	7,816.62	
2021	Winter Maintenance ETF	Maintenance	Common CRF	41.75	10,395.74	0.00	-87.86	0.00	10,307.88	721.10	209.49	0.00	930.59	11,238.47	1,006.65	12,245.12	
2025	Master Plan	Master Plan	Common CRF	31.60	0.00	8,500.00	0.00	0.00	8,500.00	0.00	6.56	0.00	6.56	8,506.56	78.23	8,584.79	
Total Town					100	16,232.17	8,500.00	-143.94	0.00	24,588.23	1,981.04	349.77	0.00	2,330.81	26,919.04	1,727.48	28,646.52
GRAND TOTAL: EXPENDABLE TRUST FUNDS						30,318.43	10,500.00	-271.80	0.00	40,546.63	3,165.14	655.65	0.00	3,820.79	44,367.42	3,227.58	47,595.00

GRAND TOTAL: BRENTWOOD

1,674,177.25	300,500.00	-566.74	20,933.29	1,953,177.22	297,788.82	38,357.75	5,861.35	330,285.22	2,283,482.44	177,340.93	2,460,803.37
--------------	------------	---------	-----------	--------------	------------	-----------	----------	------------	--------------	------------	--------------

Fund Snapshot 1/1/2025 through 6/30/2025

Accounting Year: 2025 Brentwood

Fund Name: General Cemetery Maintenance Fund-004

FUND DESCRIPTION

Fund Type: Expendable Trust Funds Purpose: Cemetery Maintenance
 Category: Cemetery Maintenance SubCategory:
 Custodian: Common CRF Date Created: 3/12/1991
 Investment: Common CRF
 Expendable: Yes Date Closed: Closed Reason:

Comment: 1991 Warrant Article #9. To see if the town will vote to create an expendable general trust fund under the provisions of RSA 31:19-A, to be known as the Brentwood General Cemetery Maintenance Fund, for the purpose of maintaining town cemeteries.

FUND SUMMARY

Principal		Income	
Beginning Principal Balance:	14,086.26	Beginning Income Balance:	1,184.10
Additions:	2,000.00	Dividends + Interest:	291.26
Capital Gains & Losses:	-127.86	Fees:	-44.78
Withdrawals:	0.00	Expended:	0.00
Current Principal Balance:	15,958.40	Current Income Balance:	1,430.58
Fund Grand Total:		\$17,388.98	
Fund Market Value:		\$131.02	As Of: 6/30/2025

FUND TRANSACTIONS

Effective Date	Transaction Type	Principal	Income	Comment
1/28/2025	Deposit	800.00	0.00	Check to Fidelity from Town Checking, plot slaes, Cuthburtson
1/31/2025	EOM Investments Allocation	0.00	44.25	
2/28/2025	EOM Investments Allocation	0.00	45.93	
3/31/2025	EOM Investments Allocation	0.00	47.88	
4/30/2025	EOM Investments Allocation	-17.33	53.25	
5/27/2025	Deposit	800.00	0.00	Check to Fidelity from Town Checking; sale of cemetery lots (Carmody & Kennedy)
5/31/2025	EOM Investments Allocation	-110.53	49.26	
5/31/2025	EOM Fee Allocation	0.00	-44.78	
6/23/2025	Deposit	400.00	0.00	Check to Fidelity from Town Checking; purchase 1 lot-Budelman

Fund Snapshot 1/1/2025 through 6/30/2025

Accounting Year: 2025 Brentwood

Fund Name: General Cemetery Maintenance Fund-004

FUND TRANSACTIONS				
Effective Date	Transaction Type	Principal	Income	Comment
6/30/2025	EOM Investments Allocation	0.00	50.69	
Totals:		1,872.14	246.48	Net Effect: 2,118.62